

Binary Search Tree (Part 1)

Yufei Tao

Department of Computer Science and Engineering
Chinese University of Hong Kong

Today, we will introduce the **binary search tree** (BST). This lecture will focus on the **static** version of the BST (namely, without insertions and deletions), leaving the **dynamic** version to the next lecture.

Predecessor Search

Let S be a set of integers.

- A **predecessor query**: give an integer q , find its **predecessor** in S , which is the largest integer in S that does not exceed q ;

Example: Suppose that $S = \{3, 10, 15, 20, 30, 40, 60, 73, 80\}$.

- The predecessor of 23 is 20
- The predecessor of 15 is 15
- The predecessor of 2 does not exist.

A binary search tree (BST) stores a set S of integers to support:

- the predecessor query;
- **Insertion**: adds a new integer to S ;
- **Deletion**: removes an integer from S .

We will guarantee:

- $O(n)$ space consumption
- $O(\log n)$ time per predecessor query
- $O(\log n)$ time per insertion (next lecture)
- $O(\log n)$ time per deletion (next lecture)

where $n = |S|$.

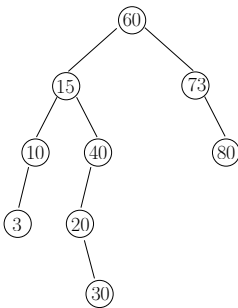
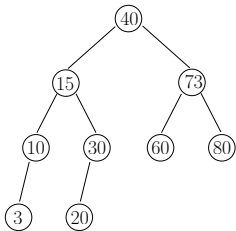
Binary Search Tree (BST)

We define a BST on a set S of n integers as a binary tree T satisfying all the following requirements:

- T has n nodes.
- Each node u in T stores a distinct integer in S , which is called the **key** of u .
- For every internal u :
 - its key is **larger than** all the keys in the **left** subtree;
 - its key is **smaller than** all the keys in the **right** subtree.

Example

Two possible BSTs on $S = \{3, 10, 15, 20, 30, 40, 60, 73, 80\}$.



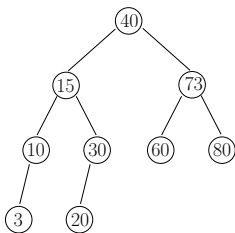
Balanced Binary Tree

A binary tree T is **balanced** if the following holds on every internal node u of T :

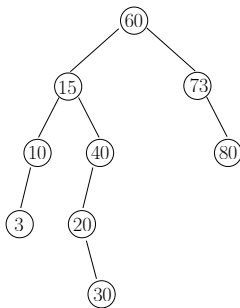
- The height of the left subtree of u differs from that of the right subtree of u by **at most 1**.

If u violates the above requirement, we say that u is **imbalanced**.

Example



Balanced



Imbalanced (nodes 40 and 60 are imbalanced)

Height of a Balanced Binary Tree

Theorem: A balanced binary tree with n nodes has height $O(\log n)$.

Proof: Denote the height as h . We will show that a balanced binary tree with height h must have $\Omega(2^{h/2})$ nodes.

This implies a constant $c > 0$ such that:

$$\begin{aligned}n &\geq c \cdot 2^{h/2} \\ \Rightarrow 2^{h/2} &\leq n/c \\ \Rightarrow h/2 &\leq \log_2(n/c) \\ \Rightarrow h &= O(\log n).\end{aligned}$$

Height of a Balanced Binary Tree

Let $f(h)$ be the minimum number of nodes in a balanced binary tree with height h . It is clear that:

$$f(1) = 1$$

$$f(2) = 2$$



$f(1)$

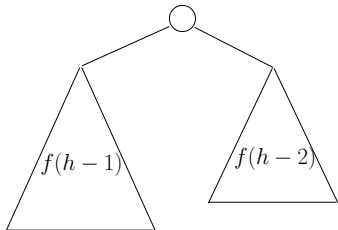


$f(2)$

Height of a Balanced Binary Tree

In general, for $h \geq 3$:

$$f(h) = 1 + f(h-1) + f(h-2)$$



Height of a Balanced Binary Tree

When h is an even number:

$$\begin{aligned} f(h) &= 1 + f(h-1) + f(h-2) \\ &> 2 \cdot f(h-2) \\ &> 2^2 \cdot f(h-4) \\ &\dots \\ &> 2^{h/2-1} \cdot f(2) \\ &= 2^{h/2} \end{aligned}$$

Height of a Balanced Binary Tree

When h an odd number (i.e., $h \geq 3$):

$$\begin{aligned} f(h) &> f(h-1) \\ &> 2^{(h-1)/2} \\ &= 2^{h/2}/\sqrt{2} \\ &= \Omega(2^{h/2}) \end{aligned}$$

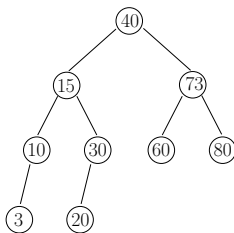


Predecessor Query

Suppose that we have created a balanced BST T on a set S of n integers. A predecessor query with search value q can be answered by descending a single root-to-leaf path:

- 1 Set $p \leftarrow -\infty$ (p will contain the final answer at the end)
- 2 Set $u \leftarrow$ the root of T
- 3 If $u = \text{nil}$, then return p
- 4 If key of $u = q$, then set p to q , and return p
- 5 If key of $u > q$, then set u to the left child (now $u = \text{nil}$ if there is no left child), and repeat from Line 3.
- 6 Otherwise, set p to the key of u , set u to the right child, and repeat from Line 3.

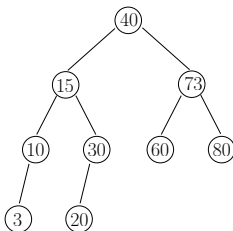
Example



Suppose that we want to find the predecessor of 35.

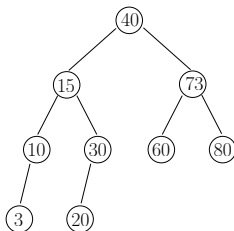
Start from $u = \text{root } 40$. Since $40 > 35$, the predecessor cannot be in the right subtree of 40. So we move to the left child of 40. Now $u = \text{node } 15$.

Example



Since $15 < 35$, the predecessor cannot be in the left subtree of 15. Update p to 15, because this is the predecessor of 35 so far, if we do not consider the right subtree of 15. Now, move u to the right child, namely, node 30.

Example



Since $30 < 35$, the predecessor cannot be in the left subtree of 30. Update p to 30. We need to move to the right child, but 30 does not have a right child. So the algorithm terminates here with $p = 30$ as the final answer.

Analysis of Predecessor Query Time

Obviously, we spend $O(1)$ time at each node visited. Since the BST is balanced, we know that its height is $O(\log n)$.

Therefore, the total query time is $O(\log n)$.

Successors

The opposite of predecessors are “successors” .

Formally, the **successor** of an integer q in S is the smallest integer in S that is no smaller than q .

Suppose that $S = \{3, 10, 15, 20, 30, 40, 60, 73, 80\}$.

- The successor of 23 is 30
- The successor of 15 is 15
- The successor of 81 does not exist.

Finding a Successor

Given an integer q , a **successor query** returns the successor of q in S .

By symmetry, we know from the earlier discussion (on predecessor queries) that a predecessor query can be answered using a balanced BST in $O(\log n)$ time, where $n = |S|$.